


LAYHER ALLROUND SCAFFOLDING® SHORING TG 60



Edition 04.2013
Ref. No. 8116.206

Quality management
certified according to
ISO 9001:2008
by German TÜV-CERT



LAYHER ALLROUND SCAFFOLDING® – THE “ORIGINAL”

// A SYSTEM WITHOUT LIMITS



Allround Scaffolding uses a simple, unique and bolt-free connection technology. Sliding the wedge head over the rosette and inserting the wedge into the opening immediately secures the component. There is still sufficient play to secure the other end of the ledger.



A hammer blow to the wedge transforms the loose connection into a strong structurally rigid one. The face of the wedge head is now precisely positioned against the standard.



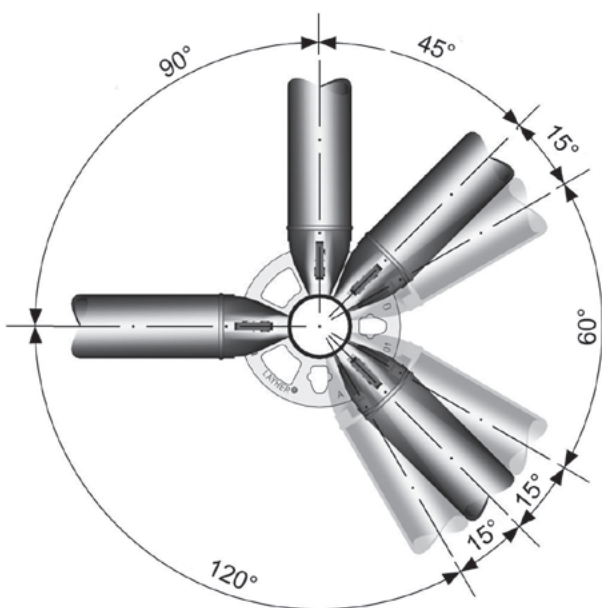
The result of superior design.

Up to 8 connections can be made in the structurally ideal Allround connector on one level and at various angles. Connections are provided in standard dimensions of 50 cm on all Allround standards. The flat rosette prevents clogging with dirt of whatever type.



Ingenious connection technology.

The four small punched-out openings in the rosette automatically centre the ledger at right angles – the four large openings allow the angle of alignment to be selected.



Minimal weight yet high and ideal transfer of force. The wedge head and standard are matched to ensure central loading. **Approvals:** Allround steel scaffolding Z-8.22-64 based on EN 12811. Allround aluminium scaffolding Z-8.22-64.1. Further international certifications available.

Ingenious technology for efficient working.

The main use of the sturdy and inexpensive Allround equipment in (hot-dip galvanized) steel is in construction and industry, especially for ambitious projects.

THE BENEFITS TO YOU

- ▶ Save time during assembly and dismantling thanks to bolt-free connection technology.
- ▶ Safer and simpler one-man assembly.
- ▶ No loose parts.
- ▶ Very little material required.
- ▶ Maintenance free and always ready for use.
- ▶ Low weight of individual parts.
- ▶ Tried and proven range of parts.
- ▶ Economic and versatile design that convinces.

LAYHER ALLROUND SHORING TG 60

// EVEN MORE POSSIBILITIES



Shoring frames TG 60 – even more possibilities in Allround Scaffolding. The new Layher Allround shoring frames TG 60 have been developed as an extension of the Allround Scaffolding system. With three new additional parts, you can assemble shoring towers even faster, higher and sturdier. The shoring frames TG 60 are available in three sizes: 1.00 x 1.09 m, 0.50 x 1.09 m and 0.71 x 1.09 m.



The base frame H = 0.71 m is equipped with Allround rosettes at the top and the bottom and has no spigot. The shoring frames TG 60 H = 1.00 and H = 0.50 m are equipped with integrated spigots at the bottom and Allround rosettes only at the top of the standards.

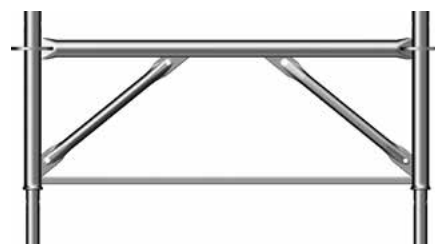
The shoring frames TG 60 are made of steel tube of higher strength and are stiffened with 2 small diagonal braces. Every vertical standard can be loaded with up to approx. 6 tons. The ends of the welded ledgers are flattened. This offers 7 possible connections to the Allround rosette.

To transfer tensile forces, every frame is secured by hinged pins or bolts to each other. In this way the towers can be assembled on the ground and placed by a crane.

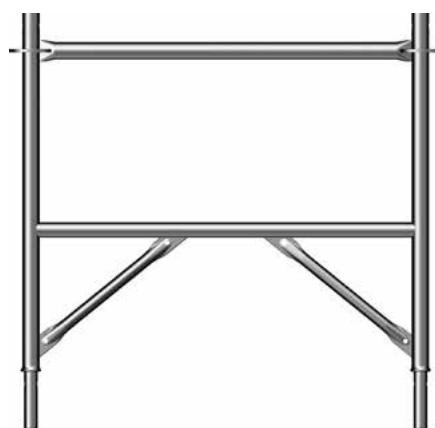
The shoring frames TG 60 are designed symmetrically – because of that you don't have to care about the direction of the diagonal braces.

THE BENEFITS TO YOU

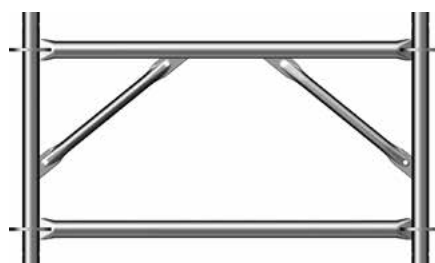
- ▶ In addition to standard Allround components, only three additional components are required.
- ▶ Fast assembly and dismantling.
- ▶ High permissible load capacity.
- ▶ Variable height adjusting.



Shoring frame TG 60
H = 0.50 m
as end or spacer frame



Shoring frame TG 60
H = 1.00 m
as center frame




Shoring frame TG 60
H = 0.71 m
as base frame

FAST

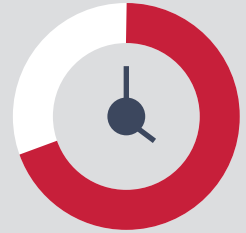
// THANKS TO THE UNIT CONSTRUCTION SYSTEM



Allround Scaffolding



Allround Shoring TG 60



* Ascertained by comparing assembly of an Allround Scaffolding made of separate standards to an Allround shoring tower TG 60 made of frames – assembly in horizontal position.

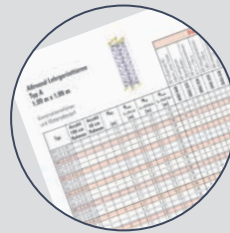


Fig. 1
Material planning schedules for an easier work preparing.



30% TIME SAVING*

LOW NUMBER OF COMPONENTS

The shoring frames TG 60 replace standards, ledgers and diagonal braces. Because of that, there is so much time saving in assembly and dismantling. Furthermore there are lower number of parts.

HORIZONTAL ASSEMBLY ON THE GROUND

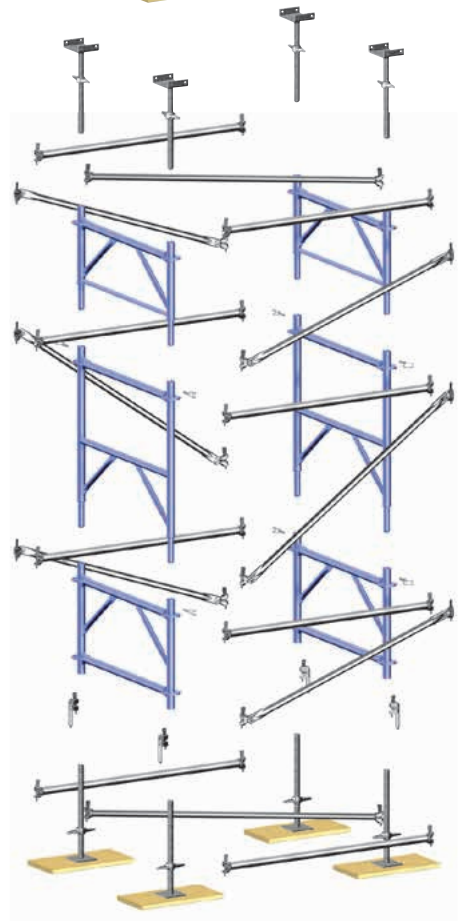
The Allround shoring tower TG 60 can be assembled on the ground. After that the tower can be placed by a crane. The Layher spindle support prevents the base plates from falling out. The hinged pins secure the frames to each other.

SIMPLE BOLT FREE CONNECTION TECHNOLOGY –

completely toolless. The shoring frames TG 60 have integrated spigots available. The frames will be secured against lift-off by using hinged pins, locking pins or bolts.

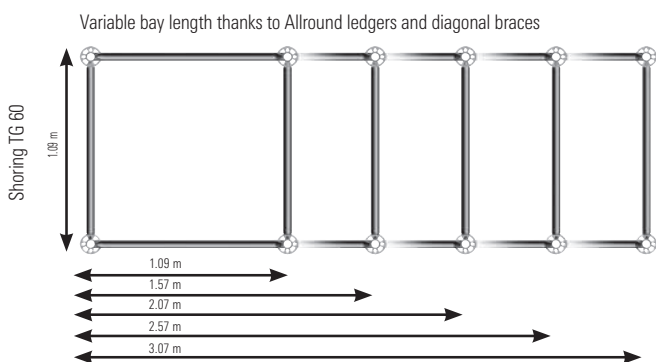
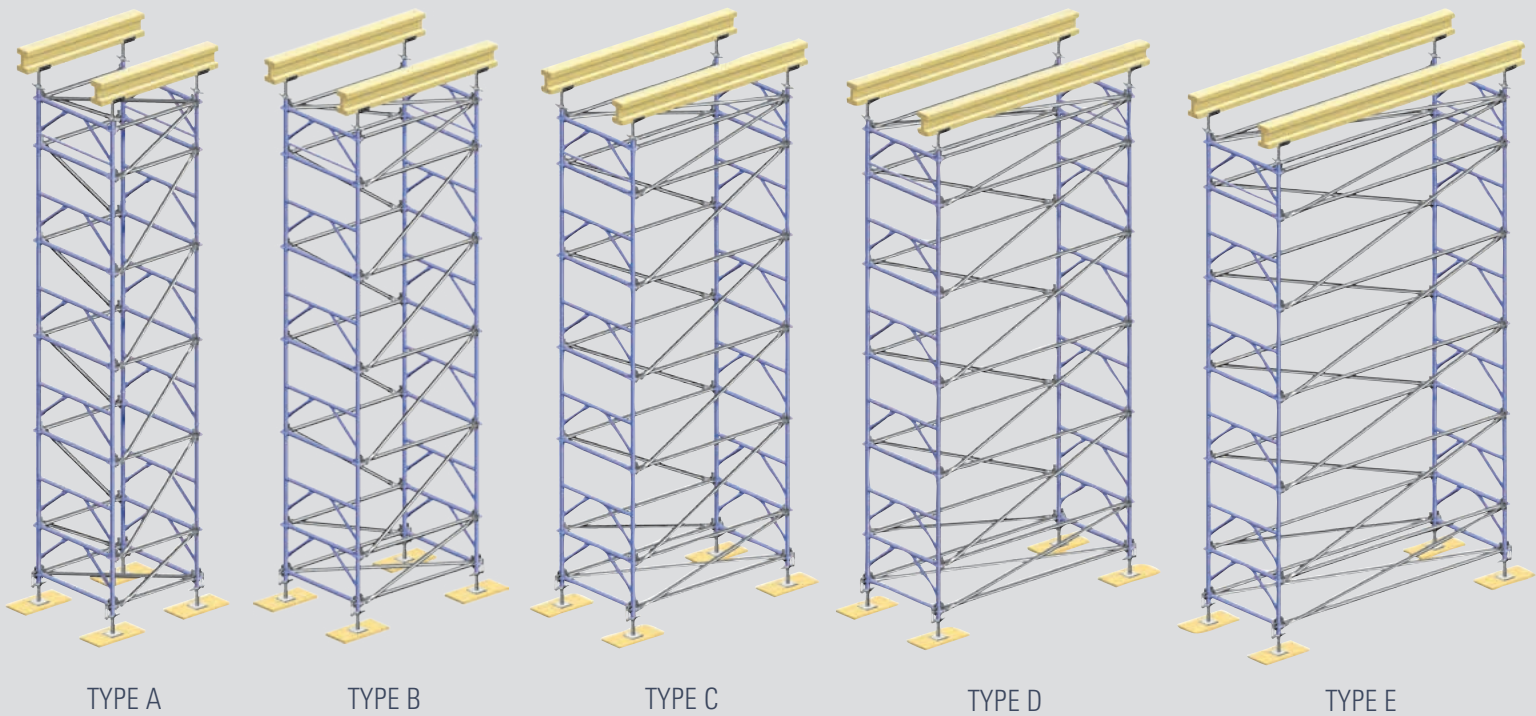
SERVICE

For the Layher Allround shoring towers TG 60, material planning schedules (fig. 1), construction drawings, structural standards acc. to EN 12812:2008-12 and dimensioning guidelines and formwork beams are available. Do not hesitate to ask your Layher partner for these information.



INTELLIGENT

// THANKS TO VARIABLE BAY LENGTHS.



VARIABLE BAY LENGTHS

The Allround shoring tower TG 60 can be easily adapted to various dimensions of formwork beams or the load. To do so, just select Allround ledgers and diagonal braces of different lengths. The main components – the shoring frames TG 60 – stay the same.

MATERIAL OPTIMISATION

Thanks to the variability of the system, the high load capacity can be better exploited. That saves material, time and money.

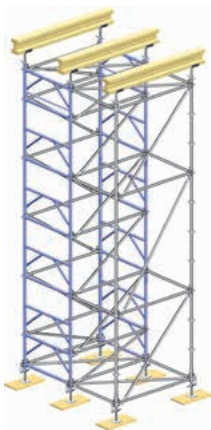


FAST MOVING

Thanks to the easy mounting of castors, the shoring towers TG 60 can be quickly moved to a new place of action without dismantling and reassembling. It's also possible to move whole tower bonds at one time.


COMPATIBLE

// THE PERFECT EXTENSION TO ALLROUND SCAFFOLDING



PERFECT COMPATIBILITY

The shoring towers TG 60 are fully compatible to Allround Scaffolding. Because of that, extensions and adaptations to special geometries and integration to an existing scaffolding are easily made. The connection is done by the proven wedge heads. That avoids time wasting constructions with tubes and couplers.




MULTIPLE FRAME LAYERS

With the shoring system TG 60 it is possible to place multiple frame layers in one row, which are connected to each other with Allround ledgers and diagonal braces. Like this, there can be mounted 3 or more frame layers with the same or different bay lengths.

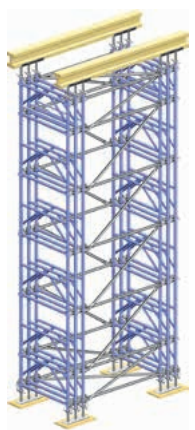
ADAPTION TO SUPPORT GRID

The shoring towers TG 60 can be placed independently of the slab's support grid. By using a shoring tower TG 60, a column can be integrated without any problem. Only the ledgers and diagonal braces of one side need to be demounted and the tower can be moved e. g. by the mountable castors.



FRAME BUNDLING

For high loads, the shoring frames TG 60 can be bundled to increase higher load capacities of the towers. Any number of frames can be coupled at the face side in minimal space. On square towers, the reinforcement is possible at every side.



SAFER

// THANKS TO THE ADVANCED GUARDRAIL

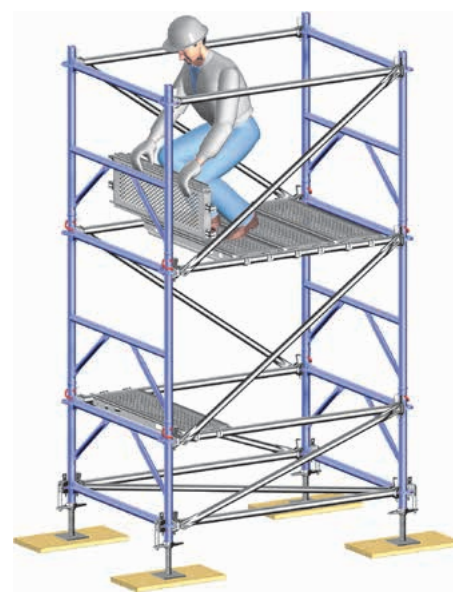
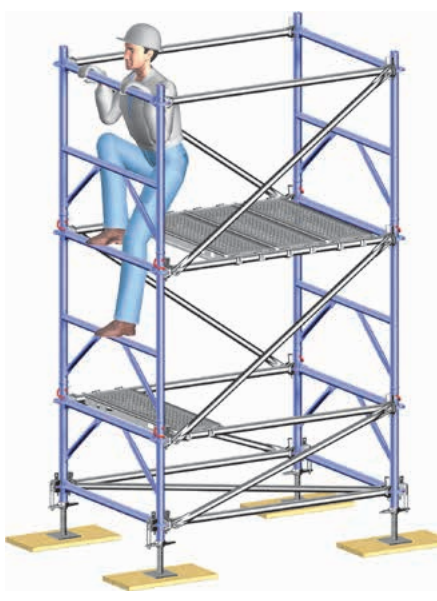


FALL PREVENTION

The Layher Allround shoring TG 60 is not only very stable, it is also safer while assembly and dismantling. On vertical assembly of the towers, O-steel decks can be mounted as assembly decks. After that the frames, ledgers and diagonal braces of the next tower section can be assembled.

INTEGRATED ACCESS

Then the assembly decks will just be put 1 m higher. The access to the next level will be arranged directly over the shoring frames TG 60. Now the uppermost level can also be covered with O-steel decks to continue the assembly.



	SpeedyScaf
	Allround Scaffolding
	Accessories
	Protective Systems
	Shoring
	Event Systems
	Rolling Towers
	Ladders



// Proximity to the customer is a central factor behind Layher's success – geographically speaking too. Wherever our customers need us, we will be there – with our advice, assistance and solutions.



// Headquarters in Eibensbach



// Plant II in Gueglingen

// Layher is your dependable partner with more than 60 years of experience. "Made by Layher" always means "Made in Germany" too – and that goes for the entire product range. Superb quality – and all from one source.

Layher 

More Possibilities. The Scaffolding System.

Wilhelm Layher GmbH & Co. KG
Scaffolding Grandstands Ladders

Ochsenbacher Strasse 56
D-74363 Gueglingen-Eibensbach
Germany

Post Box 40
D-74361 Gueglingen-Eibensbach
Germany
Telephone +49 (0) 71 35 70-0
Telefax +49 (0) 71 35 70-2 65
E-Mail: export@layher.com
www.layher.com

