



tempio®

FACHADAS VENTILADAS | VENTILATED FACADES | FAÇADES VENTILÉES

# MAKING QUALITY PROJECTS

CREANDO PROYECTOS DE CALIDAD

## tempio®

### TECHNICAL CHARACTERISTICS CARACTERÍSTICAS TÉCNICAS

 Water absorption Absorción de agua	<b>0,5 % &lt; - &lt; 4%</b> <b>2% &lt; - &lt; 7%</b>	 Bending strenght Resistencia a la flexión	EN ISO 10545-4 <b>&gt;17N / mm<sup>2</sup></b>
 Frost resistance Resistencia a la helada	EN ISO 10545-12 ✓	 Impact strenght Resistencia al impacto	EN ISO 10545-5 ✓
 Thermal shock resistance Resistencia al choque térmico	EN ISO 10545-9 ✓		



 Dimensional tolerance Tolerancia dimensional	EN ISO 10545-2 ✓
 Thermal expansion Dilatación térmica	✓



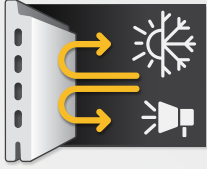
13/0166










tempio®

# Why should you choose Tempio ventilated facade?

¿Por qué elegir **fachada ventilada Tempio**?






## EXCELLENT ISOLATION PROTECCIÓN AISLANTE

-  **Energetic costs 25-40% reduction**  
\_ Reducción entre 25-40% del gasto energético
-  **Increased thermal and acoustic comfort**  
\_ Aumento del confort térmico y acústico
-  **No water condensation**  
\_ Eliminación del agua de condensación
-  **Waterproof building**  
\_ Impermeabilidad del edificio
-  **Passive ventilation**  
\_ Ventilación pasiva
-  **Thermal isolation**  
\_ Aislante térmico
-  **Double wall**  
\_ Doble pared






## LONG LIFE PRODUCT PRODUCTO DE LARGA VIDA

-  **Unalterable colours**  
\_ Colores inalterables al paso del tiempo
-  **Self-cleaning with rainwater**  
\_ Autolimpiable con agua de lluvia
-  **Time resistant**  
\_ Resistente al paso del tiempo








## SUSTAINABLE SOSTENIBLE

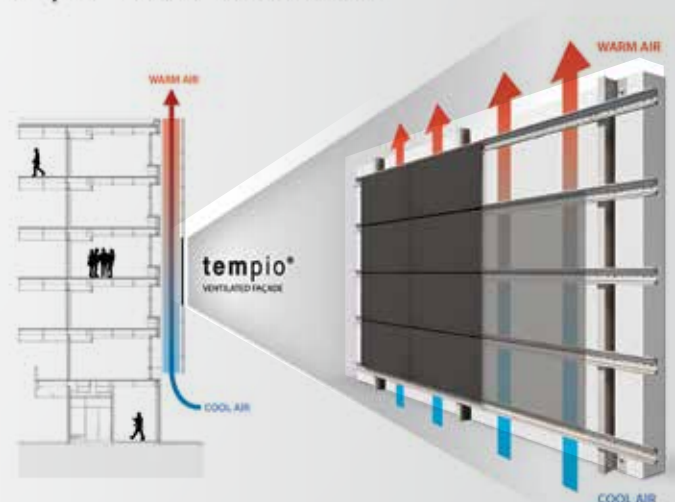
-  **0% wastewater discharged**  
\_ 0% de aguas residuales vertidas
-  **Low CO2 emissions**  
\_ Mínima emisión de CO<sub>2</sub>
-  **Waste material recycling**  
\_ Reciclaje del material sobrante



## REHABILITATION REHABILITACIÓN

-  **Direct application without creating debris**  
\_ Aplicación directa sin crear escombros
-  **Piece by piece replaceable system**  
\_ Sistema reemplazable pieza por pieza
-  **Revaluation of property**  
\_ Revalorización del inmueble
-  **Hidden conductions**  
\_ Paso de conducciones no vistas
-  **Hidden cracks and crevices**  
\_ Grietas ocultas

tempio® VENTILATED FACADE  
PASSIVE VENTING / THERMAL BLANKET / DOUBLE WALL



# FK SYSTEM



FK-16  
FK-20



FK-L 1/16  
FK-L 1/20



FK-L 2/16



FK-L 4/16



FK-L 59/16



FK-O 8/20



FK-A 45



FK-1BA 5/16



FK-1BB 5/16



FK-2B 5/16

# FF SYSTEM



FF-O 25/17



FF-D 5/23



FF-C 9/65



FF-L 2/20

# FS SYSTEM



FS-20  
FS-24  
FS-30



FS-D 24



FS-L 2/20



FS-L 3/30



FS-L 4/24



FS-2B 5/30



FS-LP 2/30



FS-LP 3/30



FS-L 5/30



FS-T 7/28

## tempio® SYSTEMS | Detalles Details



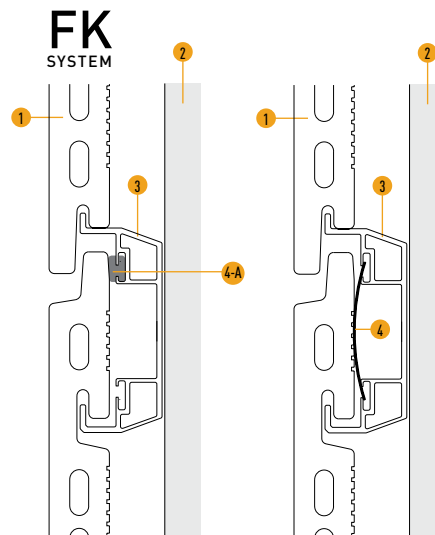
**DIRECT APPLICATION**  
APLICACIÓN DIRECTA



**EASY MANIPULATION**  
FÁCIL MANIPULACIÓN

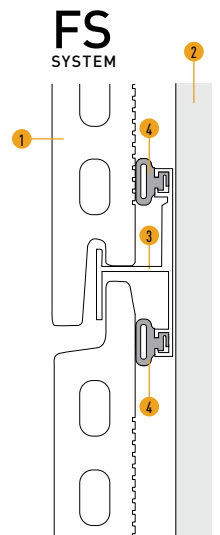


**QUICK ANCHORING SYSTEM**  
SISTEMA DE RÁPIDA  
COLOCACIÓN



- 1\_FK System piece
- 2\_Vertical T Profile
- 3\_Horizontal profile
- 4-A\_Anti-vibration spring

- 1\_FK System piece
- 2\_Vertical T Profile
- 3\_Horizontal profile
- 4\_Anti-vibration spring



- 1\_FS System piece
- 2\_T Profile
- 3\_Clip
- 4\_Antivibration rubber




Download Technical Brochures - Descarga de Catálogos Técnicos  
[www.tempio.es](http://www.tempio.es)



# SIZE GUIDE - GUÍA DE MEDIDAS

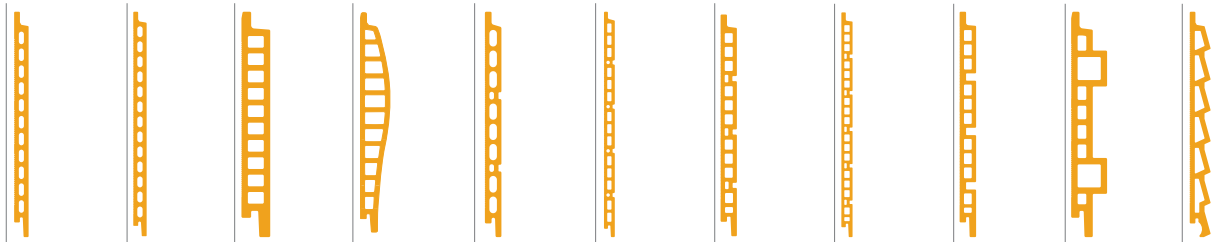
**FK**  
SYSTEM



Combinable Pieces - Piezas combinables

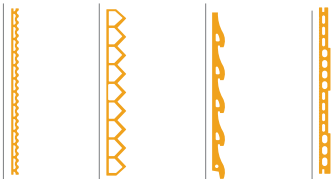
height module / inch alto módulo / mm	FK-16	FK-20	FK-L 1/16	FK-L 2/16	FK-L 4/16	FK-O 8/20	FK-A 45	FK-1BA 5/16	FK-1BB 5/16	FK-2B 5/16
200 - 7.87"	■	■	■							
250 - 9.84"	■									
280 - 11.02"	■									
300 - 11.81"	■	■	■	■	■	■		■	■	■
310 - 12.20"		■								
340 - 13.39"	■									
350 - 13.78"	■	■								
365 - 14.37"	■									
380 - 14.96"	■									
400 - 15.74"	■	■	■				■			
450 - 17.71"	■									
510 - 20.07"	■									
length piece / largo pieza	<1200mm	<1500mm	<1200mm	<1200mm	<1200mm	<1200mm	<1200mm	<1200mm	<1200mm	<1200mm
weight / peso - kg/m <sup>2</sup>	28,5	33	28,5	28,5	28,5	30	52	30	30	32

**FS**  
SYSTEM



height module / inch alto módulo / mm	FS-20	FS-24	FS-40	FS-D 24	FS-L 2/20	FS-L 4/24	FS-L 3/30	FS-L 5/30	FS-LP 3/30	FS-2B 5/30	FS-T 7/28
200 - 7.87"	■	■									
225 - 8.86"	■										
250 - 9.84"	■	■									
280 - 11.02"	■	■									
300 - 11.81"	■	■	■	■	■					■	■
304,80 - 12.00"	■	■									
350 - 13.78"					■						
374 - 14.72"	■										
400 - 15.74"		■					■		■		
450 - 17.71"	■										
500 - 19.68"	■	■				■					
600 - 23.622"								■			
length piece / largo pieza	<1500mm	<1500mm	<1500mm	<1500mm	<1500mm	<1500mm	<1500mm	<1500mm	<1500mm	<1500mm	<1200mm
weight / peso - kg/m <sup>2</sup>	33	42	52	38,5	32	40	45	45,5	42	52	37

**FF**  
SYSTEM



height module / inch alto módulo / mm	FF-O 25/17	FF-D 5/23	FF-C 9/65	FF-L 2/20
300 - 11.81"		■		■
400 - 15.74"	■			
550 - 21.65"			■	
length piece / largo pieza	<1500mm	<1500mm	<1500mm	<1500mm
weight / peso - kg/m <sup>2</sup>	25,5	34	52,5	30



Download Technical Brochures - Descarga de Catálogos Técnicos  
[www.tempio.es](http://www.tempio.es)


# tempio<sup>®</sup>

**THE PERFECT SOLUTION FOR THE PERFECT FACADE**  
**LA SOLUCIÓN PERFECTA PARA LA FACHADA PERFECTA**



# BAGUETTE

## SYSTEM



**B-d50**



**B-5x5  
B-6x6  
B-7x7**



**B-5x5 curvo**




**B-5x8 r50**



**B-5x13**



**B-5x8**



**B-250x60**



**BO-300x62**




**BO-160x50**



**BO-200x50**



### SIZE GUIDE - GUÍA DE MEDIDAS



piece / pieza	<b>B-d50</b>	<b>B-5x5</b>	<b>B-6x6</b>	<b>B-7x7</b>	<b>B-5x5 curvo</b>	<b>B-5x8</b>	<b>B-5x8 r50</b>	<b>B-5x13</b>	<b>B-250x60</b>	<b>BO-160x50</b>	<b>BO-200x50</b>	<b>BO-300x62</b>
length piece / largo pieza	< 1800 mm	< 1800 mm	< 1800 mm	< 1800 mm	< 800 mm	< 1800 mm	< 1800 mm	< 1800 mm	< 1800 mm	< 1500 mm	< 1500 mm	< 1500 mm
weight / peso - kg/m lineal	2,5	3,5	4	5	3,5	5,5	5,5	7,7	15	7,6	9,7	17,5



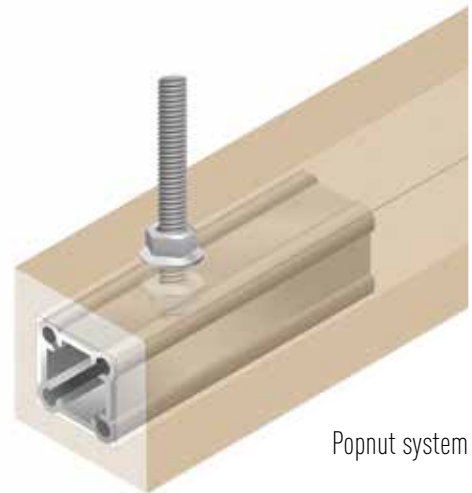


## SIMPLE AND AESTHETIC


### SENCILLO Y ESTÉTICO

The baguette system allows you to control the light. It can be used as handrails , pergolas or to create different atmospheres both indoors and outdoors . A system with multiple possibilities.

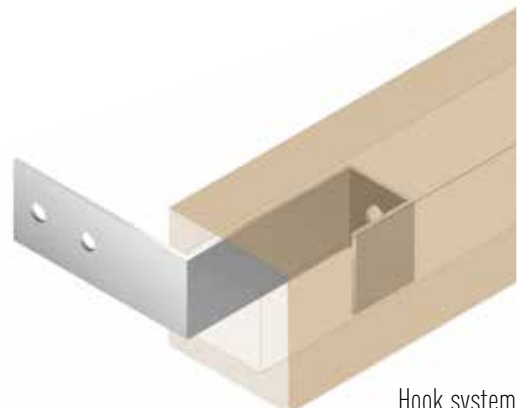
El sistema baguette te permite tanto tamizar la luz como utilizarlo como barandilla, pérgolas o separación de ambientes tanto de interior como de exterior. Un sistema con múltiples posibilidades.



Popnut system



Standard system



Hook system

soluciones constructivas  
diferentes sistemas de anclaje

# FACHADA & BAGUETTE


## GLAZED - ESMALTADO




**White Palma** Ref. ES4230  
GLAZED - ESMALTADO




**Grey Foster** Ref. ES4123  
GLAZED - ESMALTADO



**Grey Arcadia** Ref. ES4155  
GLAZED - ESMALTADO




**Grey Princeton** Ref. ES4182  
GLAZED - ESMALTADO



**Black Columbia** Ref. ES4187  
GLAZED - ESMALTADO




**White Sevilla** Ref. ES4220  
GLAZED - ESMALTADO



**Marfil** Ref. ES4250  
GLAZED - ESMALTADO


## MATT - MATE




**White Palma** Ref. EM2230  
SPECIAL / Matt - Mate




**Grey Foster** Ref. EM2123  
SPECIAL / Matt - Mate




**Grey Arcadia** Ref. EM2155  
SPECIAL / Matt - Mate




**Grey Princeton** Ref. EM2182  
SPECIAL / Matt - Mate



**Black Columbia** Ref. EM2187  
SPECIAL / Matt - Mate



**White Madrid** Ref. EM2220  
SPECIAL / Matt - Mate



**Marfil Barcelona** Ref. EM2250  
SPECIAL / Matt - Mate


## GLOSS - BRILLO




**White Palma** Ref. EB3230  
GLOSS - BRILLO




**Grey Foster** Ref. EB3123  
GLOSS - BRILLO




**Grey Arcadia** Ref. EB3155  
GLOSS - BRILLO



**Grey Princeton** Ref. EB3182  
GLOSS - BRILLO



**Black Columbia** Ref. EB3187  
GLOSS - BRILLO




**White Formentera** Ref. EB3210  
GLOSS - BRILLO




**Yellow Tanzania** Ref. EB3660  
GLOSS - BRILLO




**Yellow Angola** Ref. EB3680  
GLOSS - BRILLO




**Red Murano** Ref. EB3550  
GLOSS - BRILLO




**Violet Nicaragua** Ref. EB3985  
GLOSS - BRILLO



**Violet Monterrey** Ref. EB3950  
GLOSS - BRILLO



**Violet Guadalajara** Ref. EB3990  
GLOSS - BRILLO



**Blue Orinoco** Ref. EB3370  
GLOSS - BRILLO



**Blue Nilo** Ref. EB3390  
GLOSS - BRILLO




**Blue Volga** Ref. EB3315  
GLOSS - BRILLO



**Green York** Ref. EB3495  
GLOSS - BRILLO




**Green Leicester** Ref. EB3480  
GLOSS - BRILLO




**Green Surrey** Ref. EB3460  
GLOSS - BRILLO


NATURAL



**Blanco** Ref. W00-20  
NATURAL




**Blanco** Ref. W2-07  
NATURAL



**Amarillo** Ref. Y00-05  
NATURAL




**Amarillo** Ref. Y125-15  
NATURAL



**Amarillo** Ref. Y05-02  
NATURAL



**Naranja** Ref. NA05-05  
NATURAL




**Naranja** Ref. NA05-15  
NATURAL




**Rojo** Ref. R05-05  
NATURAL



**Rojo** Ref. R15-10  
NATURAL



**Rojo** Ref. R25-19  
NATURAL



**Rojo** Ref. R25-25  
NATURAL




**Marrón** Ref. BR2-08  
NATURAL



**Gris** Ref. GR1-10  
NATURAL




**Gris** Ref. GR02-20  
NATURAL



**Negro** Ref. B5-10  
NATURAL

METAL



**Metal** Ref. EMT02  
METAL



**Gold** Ref. EMT05  
METAL

\*Colours may suffer variations in tone  
\* Los colores pueden sufrir variaciones de tonalidad

**COLOUR**  
DEVELOPMENT

desarrollo del color

RAL PANTONE NCS COLOUR SCAN

**TEXTURE**  
DESIGN

diseño de texturas





Canyon MIX | FK-16

# tempio®

**new design concept** for façade

nuevo concepto de diseño para fachada



**Canyon MIX**  
FAÇADE SYSTEM: FK-16

## EXTREMEDESIGN

**New design possibilities for façade: infinite designs, easily adaptable, versatile & customize projects**

Nuevas posibilidades en diseño para fachada: diseños infinitos, fácilmente adaptable, proyectos personalizados y versátiles



Request Information - Solicite Información  
[tecnico@ceramicamayor.com](mailto:tecnico@ceramicamayor.com)

# INJEKT COLORS



## SYSTEMS

### FK SYSTEM



**Canyon CAL**  
FAÇADE SYSTEM: FK-16



**Canyon MIX**  
FAÇADE SYSTEM: FK-16



**Stromboli LIGHT**  
FAÇADE SYSTEM: FL-L 2/20

### FS SYSTEM



**Cheyenne DESERT**  
FAÇADE SYSTEM: FK-16



**Cheyenne SHADOW**  
FAÇADE SYSTEM: FK-16



**Sea Rock CAMEL**  
FAÇADE SYSTEM: FK-16

### LISTELOS PLUS +



**Rainforest BLANCO**  
FAÇADE SYSTEM: FS-T 7/28



**Rainforest MUSGO**  
FAÇADE SYSTEM: FS-T 7/28



**Rainforest NOGAL**  
FAÇADE SYSTEM: FK-L 1/16



**TRAVERTINO**  
FAÇADE SYSTEM: FK-16

### SYSTEM



Simple



Pirámide



Conca



Montaña

### APPLICATION



Colour Serie Nashville



Colour Serie Danubio



Colour Serie Roma



Colour Serie Fuji

# VOLUME LENGUAJE

## UN LENGUAJE DE VOLUMENES

### SYSTEM



Valle

Colina II



Colina I



Rayado



Onda

### APPLICATION



Colour Serie Malaku



Colour Serie Alford



Colour Serie Texas



Colour Serie Sheffield


**Serie Texas**



**Serie Alford**




**Serie Danubio**




**Serie Malaku**




**Serie Roma**



**Serie Sheffield**




**Serie Brulle**



**Serie Nashville**



**Serie Fuji**








**Blanco** Ref. W00-20  
NATURAL



**Blanco** Ref. W2-07  
NATURAL



**Amarillo** Ref. Y00-05  
NATURAL



**Amarillo** Ref. Y125-15  
NATURAL



**Amarillo** Ref. Y05-02  
NATURAL



**Naranja** Ref. NA05-05  
NATURAL



**Naranja** Ref. NA05-15  
NATURAL



**Rojo** Ref. R05-05  
NATURAL



**Rojo** Ref. R15-10  
NATURAL



**Rojo** Ref. R25-19  
NATURAL



**Rojo** Ref. R25-25  
NATURAL



**Marrón** Ref. BR2-08  
NATURAL



**Gris** Ref. GR1-10  
NATURAL



**Gris** Ref. GR02-20  
NATURAL



**Negro** Ref. B5-10  
NATURAL



**Old Town** Ref. EK1001  
INKJET / Brick - Ladrillo



## SIZE GUIDE - GUÍA DE MEDIDAS

width module / inch ancho módulo / mm	SIMPLE	MONTAÑA	PIRÁMIDE	VALLE	ONDA	CONCA	RAYADO	COLINA 1 + 2
60 mm - 2,36"								
80 mm - 3,15"								
100 mm - 3,93"								
length piece / largo pieza	60x300/400 mm				80x400/500 mm			
weight / peso - kg/m <sup>2</sup>	22	27	26,5	23,5	30,5	22,5	22	(C1) 34 - (C2) 18



JOUNGCHUN HIGH SCHOOL  
Corea





# tempio<sup>®</sup> ]PROJECTS[

BUDDINGERETOCADA  
Dinamarca

PAJU HAESOL LIBRARY  
Corea





EDITION: SEP 2016

tempio®

CERÁMICA MAYOR, S.A.  
Partida Planet, s/n  
03510 Callosa d'En Sarrià  
(Alicante-España)

T+34 965 881 175  
[www.ceramicamayor.com](http://www.ceramicamayor.com)